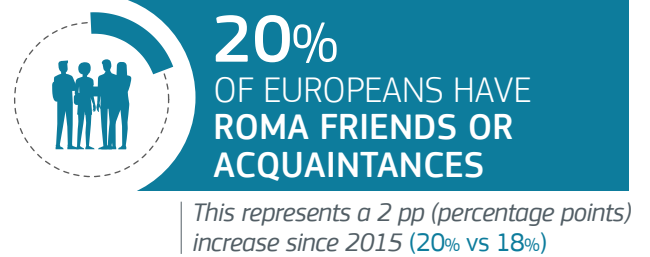
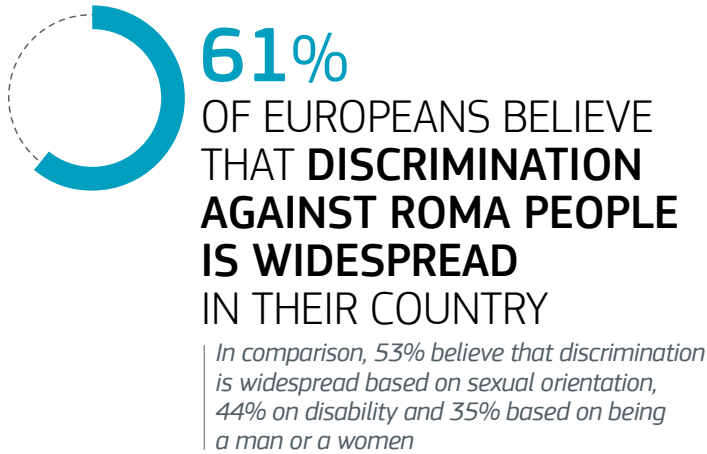
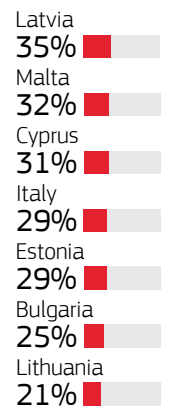
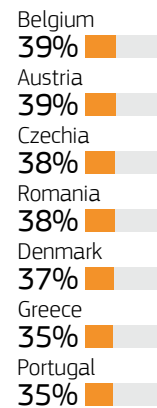
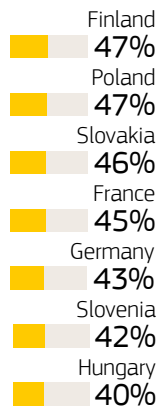
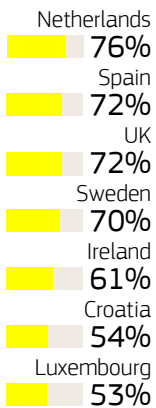


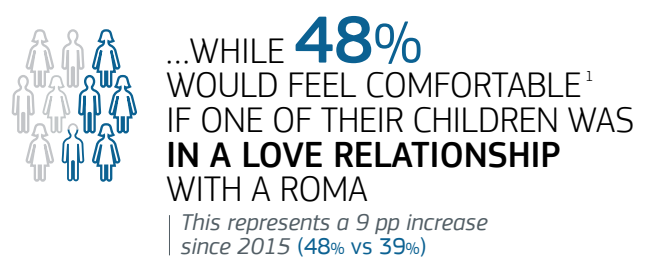
# Perception of minorities in the EU: Roma people



Variation between Member States (in % Yes, have Roma friends):



Variation between Member States (in % 'Comfortable'):



Variation between Member States (in % 'Comfortable'):




# Perception of minorities in the EU: Roma people



**39%** OF EUROPEANS THINK CITIZENS OF THEIR COUNTRY WOULD **FEEL COMFORTABLE**<sup>1</sup> ABOUT THEIR CHILDREN **HAVING ROMA SCHOOLMATES...**

*This represents an 8 pp increase since 2012 (39% vs 31%)*

Variation between Member States (in% 'Comfortable');



...WHILE **72%** OF EUROPEANS AGREE THAT **SCHOOL LESSONS AND MATERIAL** SHOULD INCLUDE **INFORMATION ABOUT ROMA CULTURE AND HISTORY**

Variation between Member States (in% 'Agree');



**OVER 6 IN 10** AGREE THAT SOCIETY COULD BENEFIT FROM **A BETTER INTEGRATION OF THE ROMA**

*This represents an 8 pp increase since 2012 (61% vs 53%)*



HOWEVER ONLY **19%** OF EUROPEANS THINK THEIR COUNTRY'S EFFORTS TO INTEGRATE ITS ROMA POPULATION ARE **EFFECTIVE**<sup>2</sup>

*This represents a 7 pp increase since 2012 (Total 'Effective') 19% vs 12%*

*From those who identify themselves as Roma, this percentage is higher: (in % 'Effective'): 29%*

*Those who have Roma friends are more likely to consider the efforts made for their integration as being effective (25%) than those who don't have Roma friends (17%).*

Variation between Member States (in% 'Effective');



**28%** THINK THE EFFORTS ARE **MODERATELY EFFECTIVE**

<sup>1</sup>Scale : Uncomfortable (1 to 4), Moderately comfortable (5 and 6), Comfortable (7 to 10)

<sup>2</sup>Scale : Not effective (1 to 4), Moderately effective (5 and 6), Effective (7 to 10)